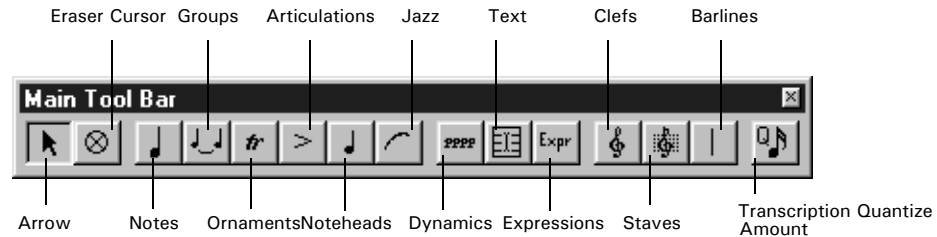


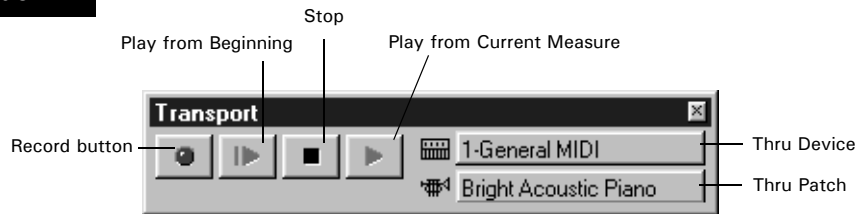
Score Writer Quick Reference

Macintosh users: Replace Control-key with Command-key. Other differences are shown in (Italic>

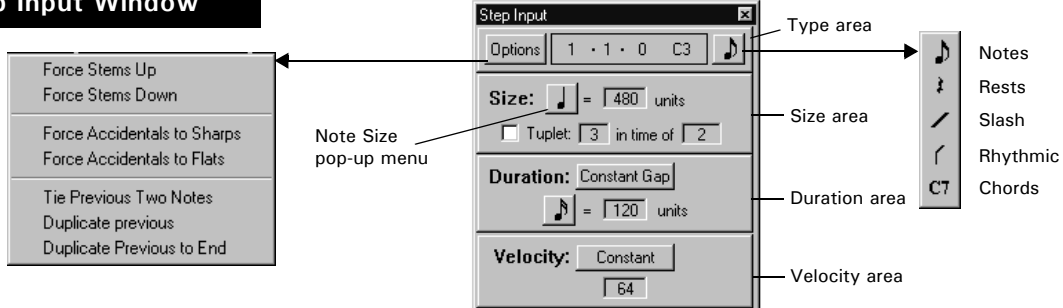
Tool Bar



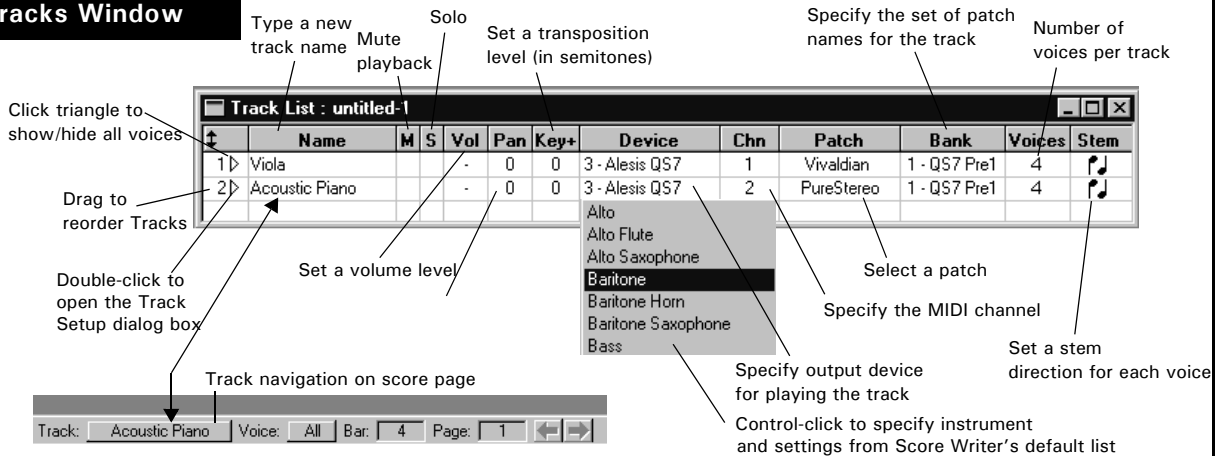
Transport Window



Step Input Window



Tracks Window



Score Writer Keyboard Shortcuts

Macintosh users: Replace Control-key with Command-key. Other differences are shown in (Italic).

With Arrow Cursor Selected

| | |
|--|--|
| Single click | Select measure |
| Double click | Selects all elements in a measure |
| Shift-click | Select range |
| Control (<i>Cmd</i>)-click | Discontiguous selection |
| Control (<i>Cmd</i>)-click handles | Locks measures - No justify |
| Alt (<i>Cmd</i>)-drag hairpin | Move one end of hairpin stems individually |
| Double-click clef | Open Setup Track dialog box |
| Alt (<i>Option</i>)-drag | Zoom to fit area |
| Control (<i>Option</i>)-drag element | Create copy of that element on the score |
| Control (<i>Option</i>)-shift-drag | Constrains direction when copied |
| Alt (<i>Option</i>)-drag staff | Same spacing to all remaining systems on page |
| Control (<i>Cmd</i>)-drag staff | Same spacing to all remaining systems in score |
| Alt-shift (<i>Option Shift</i>) | Select hand tool for scrolling |
| Double-click element | Opens editing dialog box |
| Double-click text | Edit text |

Chord Entry

| | |
|----------------------|--------------------------------------|
| A-G | Chord root |
| Shift A-G | Chord bass |
| S | Sharp |
| W | Flat |
| [| Move chord selector to the left |
|] | Move chord selector to the right |
| Guitar Frames | |
| m | Selects minor suffix |
| 6 | Selects 6 suffix |
| 7 | Selects 7 suffix |
| 8 | Selects 9 suffix |
| + | Selects next item in last button |
| - | Selects previous item in last button |

Step Entry

(Duration selected as in tool selection mode.)

| | |
|-----------------------------|---|
| A-G | Note selection |
| = or R | Rest/note toggle |
| Space | Enter rest |
| ↓ or - | Lower current pitch 1/2 step |
| ↑ or + | Raise current pitch 1/2 step |
| ← | Step backwards through a score without deleting notes |
| → | Step forwards through a score without deleting notes |
| o | Raise current and future pitch range one octave |
| Shift-O | lower current and future pitch range one octave |
| ; | Tie together the previous two notes |
| Enter (letter pad) | Enter a note or rest, then step forward |
| Enter (number pad) | Enter a note or rest, but don't step forward (Use for entering chords) |
| Backspace (<i>Delete</i>) | Step backward through a score, deleting previous note |

Tool Selection

| | |
|----------------------------|-------------------------|
| 0 | Breve note |
| 1 | Whole note |
| 2 | Half note |
| 3 | Triplet toggle |
| 4 | Quarter note |
| 5 | 32nd note |
| 6 | 16th note |
| 8 | 8th note |
| . | Augmentation dot toggle |
| C | Cursor tool toggle |
| E | Eraser tool |
| F | Accidental flat |
| G | Grace note |
| N | Accidental natural |
| P | Open note palette |
| R | Rest of selected value |
| S | Accidental sharp |
| ↑ ← → ↓ | Nudge score elements |
| Control [(<i>Cmd I</i>) | Zoom in |
| Control] (<i>Cmd J</i>) | Zoom out |

Ornament/Articulation Button Selected

| | |
|------------------------|---------------------------|
| Alt (<i>Option</i>) | Put element above note(s) |
| Control (<i>Cmd</i>) | Put element below note(s) |

Dynamics button Selected

| | |
|------------------------|----------------------------|
| Control (<i>Cmd</i>) | Adds dynamic to all staves |
|------------------------|----------------------------|

With Note(s) Selected

| | |
|------------------------------|------------------------------|
| ↑ | Transpose note up one step |
| ↓ | Transpose note down one step |
| ← | Nudge note to left |
| → | Nudge note to right |
| R | Turns note into rest |
| Control (<i>Cmd</i>) 1 - 4 | Move Note to Voice 1-4 |

Voice Selection

| | |
|------------------------------|------------------------------|
| Control (<i>Cmd</i>) 0 | View All Voices |
| Control (<i>Cmd</i>) 1 - 4 | View Voices 1-4 Individually |

Score Writer Palettes

Ornaments

Insert Inverted Short Mordent
 Insert Short Mordent
 Insert Trill Section
 Insert Trill
 Insert Turn
 Insert Finger 1
 Insert Finger 2
 Insert Finger 3
 Insert Finger 4
 Insert Finger 5

Barlines

Insert Double Barline
 Insert Standard Barline
 Insert Single Measure Repeat
 Insert Open Repeat
 Insert Close Repeat
 Insert Fine
 Insert Double Measure Repeat
 Insert First Endings
 Insert Final Ending

Staves

Insert Alto Staff
 Insert Bass Staff
 Insert Treble Staff
 Insert Piano & Melody Staff
 Insert Percussive Staff
 Insert Tenor Staff
 Insert Piano Staff
 Cross-Staff Barlines
 Group as System
 Group With Bracket
 Group With Brace

Text

Insert Rehearsal Mark
 Insert Bar Text
 Insert Page Text

Clefs

Insert Moveable C-Clef
 Insert Bass Clef
 Insert Treble Clef
 Insert Modern Baritone Clef
 Insert Modern Tenor Clef
 Insert 8va Bossa Clef
 Insert Modern Piccolo Clef
 Insert Percussion Clef

Jazz

lift
 slide, pick scrape, gliss
 slide, pick scrape, gliss up
 fall off

Notes

Notes
 Tuplet
 Rests
 Accidentals
 Grace Note
 Augmentation Dot
 Double Augmentation Dot
 Triple Augmentation Dot

Noteheads

Invisible Head
 Standard Head
 Percussion
 Closed Rhythm
 Rhythmic Slash
 Open Rhythm

Groups

slur
 insert straight glissando
 group as new tuplet
 tie
 ottava sign (up one octave)
 ottava sign (down one octave)
 full pedal sign

Articulations

Heavy Attack/ Full Duration
 Marcato with Staccato
 Tremolo 1
 Tremolo 2
 Tremolo 3
 Tremolo 4
 Plus
 Inv. Fermata
 Fermata
 Down Pedal
 Heavier Attack/ Full Duration with Staccato
 Sforzando with Staccato
 Sforzando
 Staccato
 Inverted Sforzando
 Staccato
 Tenuto
 Arpeggio
 Grand Pause
 Pause
 Up Pedal

Dynamics

Dynamics
 ppp, pp, p, mp, mf, f, ff, fff
 fff, sf, fz, sfz, fp, <, cre, dec

Score Writer Menu Reference

Macintosh users: Replace Control-key with Command-key. Other differences are shown in *italics>*

